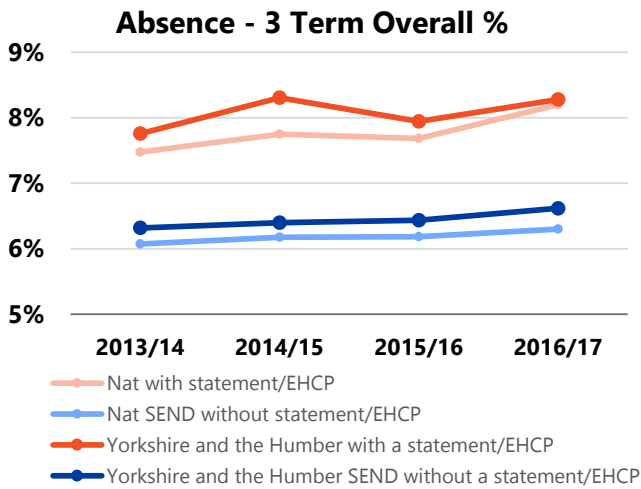
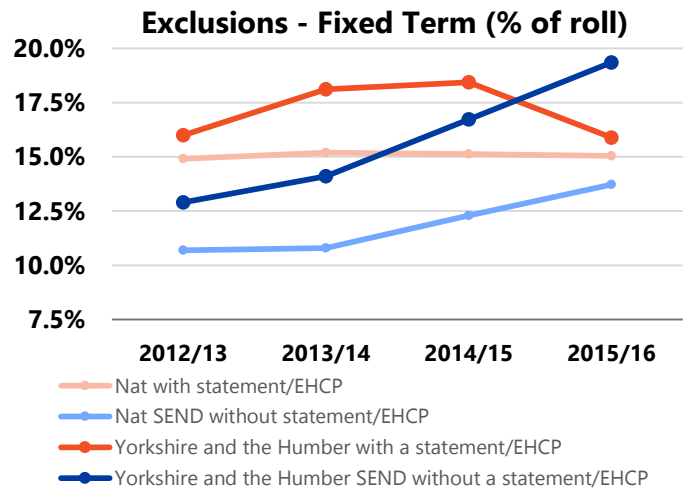


An analysis of headline SEND performance data for the Yorkshire and the Humber region across a range of key areas.

## A Absence and Exclusions



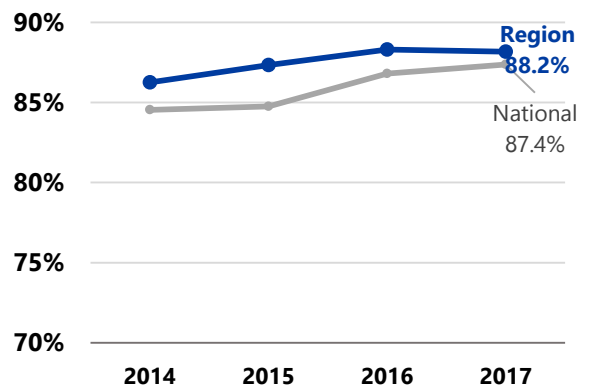
- For students with a statement/EHCP, Yorkshire and the Humber is currently 0.08% higher than the national average for absence. For SEND students without a statement/EHCP, Yorkshire and the Humber is 0.32% higher than the national average



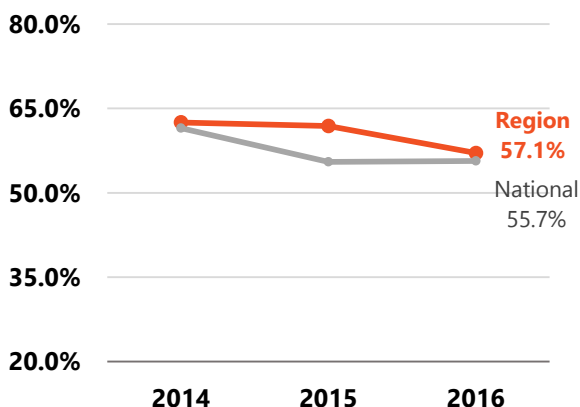
- For students with a statement/EHCP, Yorkshire and the Humber is currently 1.1% higher than the national average for fixed term exclusions. For SEND students without a statement/EHCP, Yorkshire and the Humber is 2.2% higher than the national average

## B SEND 16/17 Year Olds in Full-time Education or Training

- Yorkshire and the Humber ranks 3rd out of 9 in England
- In the last four years Yorkshire and the Humber's rank has changed from 2nd in England to 3rd
- Your region is currently 0.8% above the national average

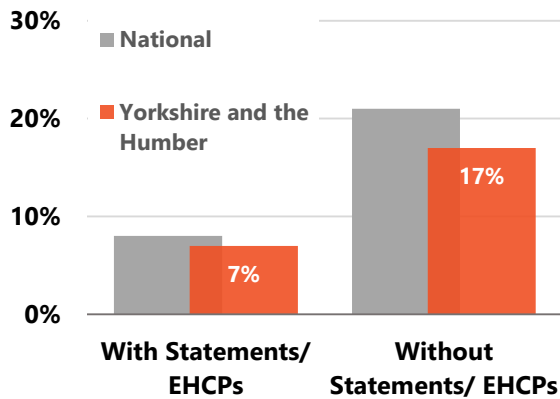


## C EHCPs Issued within 20 weeks



- Yorkshire and the Humber ranked 6th out of 9 in England in 2016
- In the last three years Yorkshire and the Humber's rank has remained unchanged
- Your region is currently 1.4% above the national average

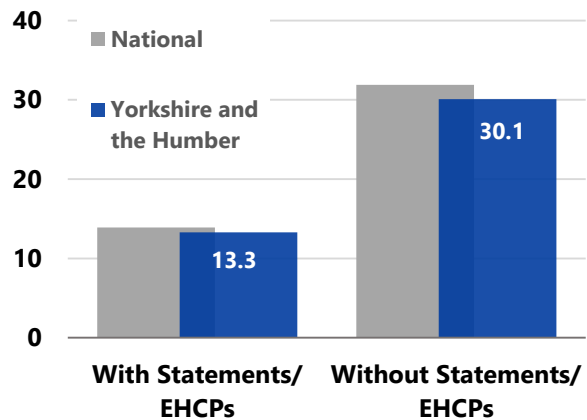
## D KS2 Achieved Expected Level in Reading, Writing and Maths (2017)



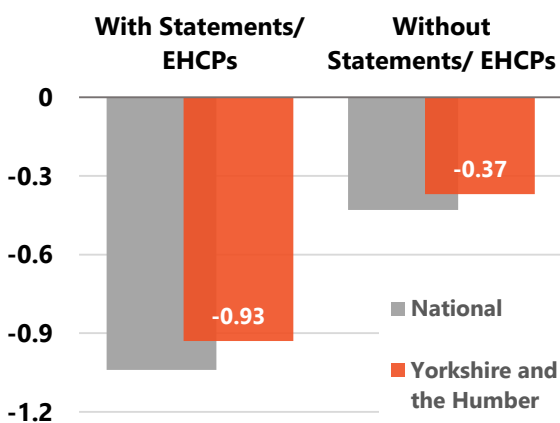
- Yorkshire and the Humber's rank for students with statements/EHCPs is 5th out of 9 in England
- Yorkshire and the Humber's rank for SEND students without statements/EHCPs is 9th out of 9 in England
- Yorkshire and the Humber's value is currently 1% below the national average for students with statements/EHCPs and 4% below the national average for SEND students without

## E Attainment 8 (2017)

- Yorkshire and the Humber's rank for students with a statement/EHCP is 6th out of 9 in England
- Yorkshire and the Humber's rank for SEND students without a statement/EHCP is 8th out of 9 in England
- Yorkshire and the Humber's score is currently 0.6 points below the national average for students with statement/EHCP and 1.8 points below the national average for SEND students without



## F Progress 8 (2017)



- Yorkshire and the Humber's rank for students with statements/EHCPs is 3rd out of 9 in England
- Yorkshire and the Humber's rank for SEND students without statements/EHCPs is 2nd out of 9 in England
- Yorkshire and the Humber's score is currently 0.11 above the national average for students with statements/EHCPs and 0.06 above the national average for SEND students without

### About Mime:

Mime is a leading provider of data analysis, visualisations and research in the Education sector, with a particular focus on SEND education. Our SEND Dashboard allows local authorities to understand their performance across a wide range of indicators against national and statistical neighbours, and trends over time. For more information please see:

<http://www.mimeconsulting.co.uk/products/send-analysis/>