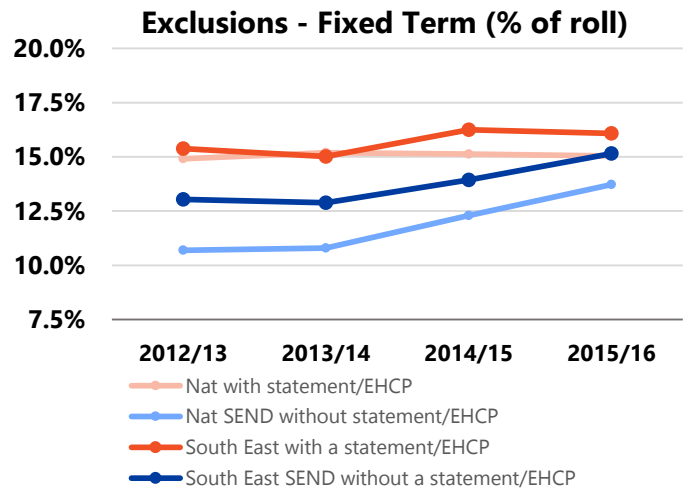
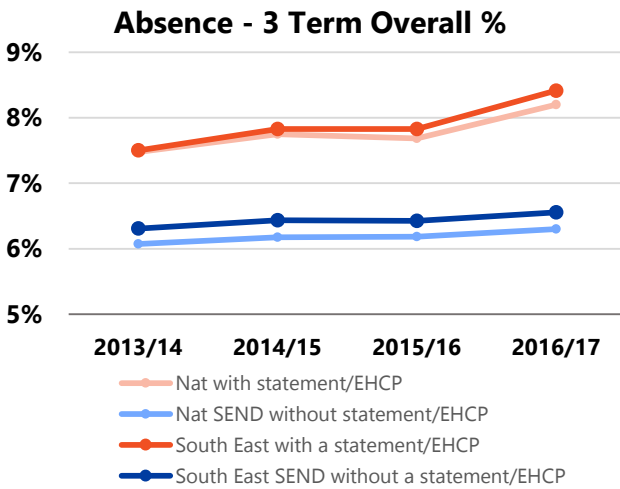


An analysis of headline SEND performance data for the South East region across a range of key areas.

## A Absence and Exclusions

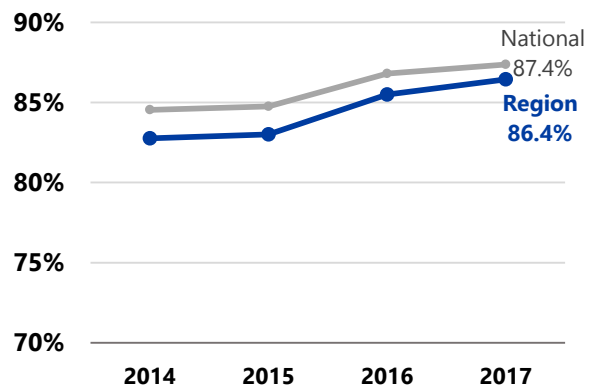


- For students with a statement/EHCP, South East is currently 0.22% higher than the national average for absence. For SEND students without a statement/EHCP, South East is 0.26% higher than the national average

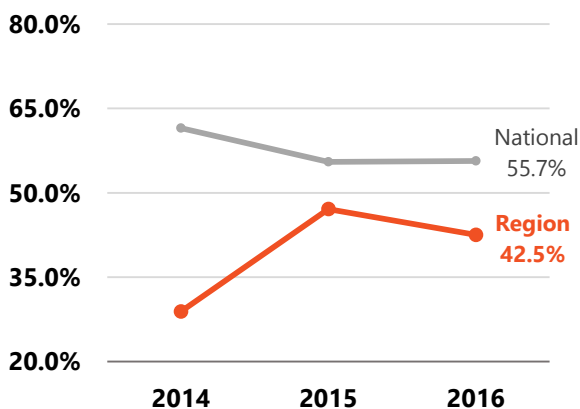
- For students with a statement/EHCP, South East is currently 0.5% higher than the national average for fixed term exclusions. For SEND students without a statement/EHCP, South East is 2.4% higher than the national average

## B SEND 16/17 Year Olds in Full-time Education or Training

- South East ranks 7th out of 9 in England
- In the last four years South East's rank has changed from 8th in England to 7th
- Your region is currently 0.9% below the national average

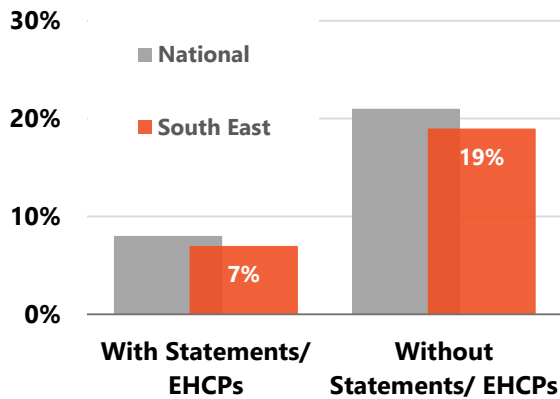


## C EHCPs Issued within 20 weeks



- South East ranked 9th out of 9 in England in 2016
- In the last three years South East's rank has remained unchanged
- Your region is currently 13.1% below the national average

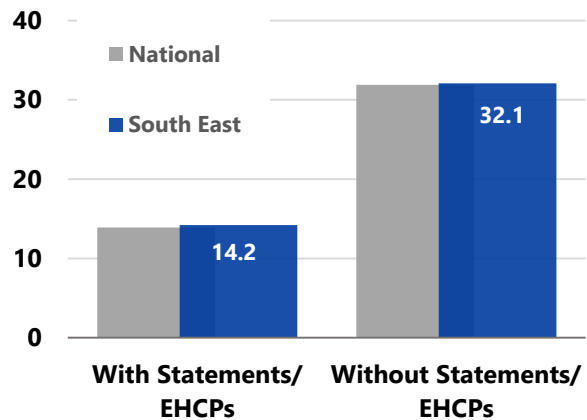
### D KS2 Achieved Expected Level in Reading, Writing and Maths (2017)



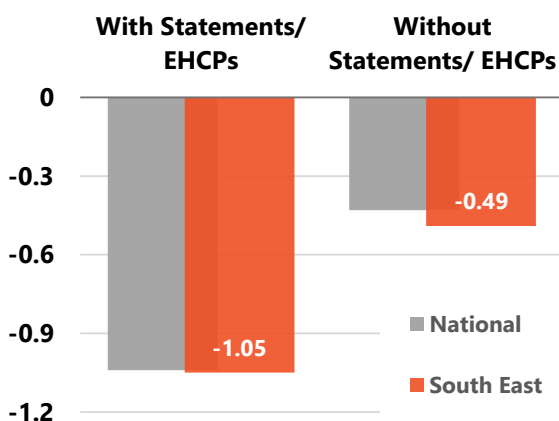
- South East's rank for students with statements/EHCPs is 5th out of 9 in England
- South East's rank for SEND students without statements/EHCPs is 3rd out of 9 in England
- South East's value is currently 1% below the national average for students with statements/EHCPs and 2% below the national average for SEND students without

### E Attainment 8 (2017)

- South East's rank for students with a statement/EHCP is 3rd out of 9 in England
- South East's rank for SEND students without a statement/EHCP is 2nd out of 9 in England
- South East's score is currently 0.3 points above the national average for students with statement/EHCP and 0.2 points above the national average for SEND students without



### F Progress 8 (2017)



- South East's rank for students with statements/EHCPs is 4th out of 9 in England
- South East's rank for SEND students without statements/EHCPs is 6th out of 9 in England
- South East's score is currently 0.01 below the national average for students with statements/EHCPs and 0.06 below the national average for SEND students without

#### About Mime:

Mime is a leading provider of data analysis, visualisations and research in the Education sector, with a particular focus on SEND education. Our SEND Dashboard allows local authorities to understand their performance across a wide range of indicators against national and statistical neighbours, and trends over time. For more information please see:

<http://www.mimeconsulting.co.uk/products/send-analysis/>