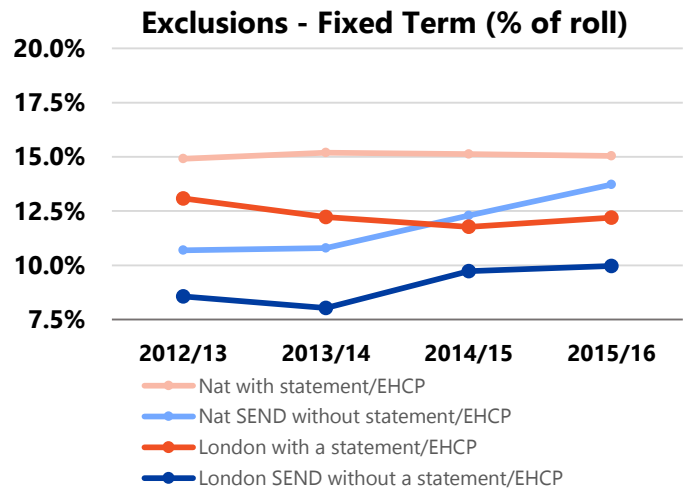
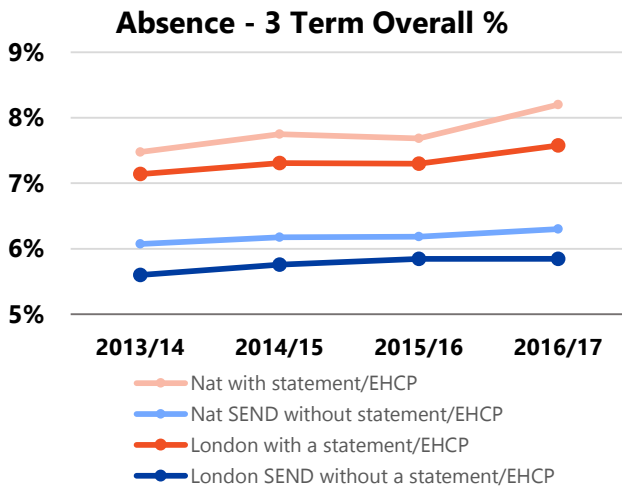


An analysis of headline SEND performance data for the London region across a range of key areas.

A Absence and Exclusions

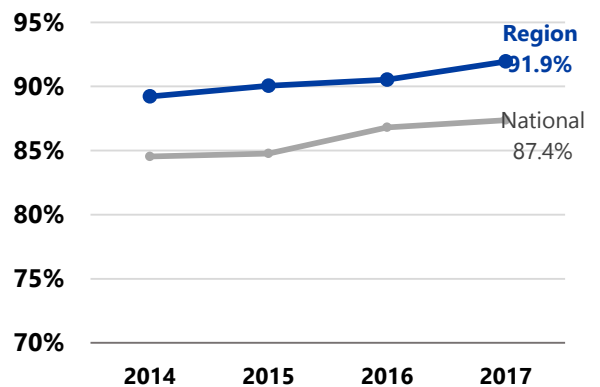


- For students with a statement/EHCP, London is currently 0.62% lower than the national average for absence. For SEND students without a statement/EHCP, London is 0.45% lower than the national average

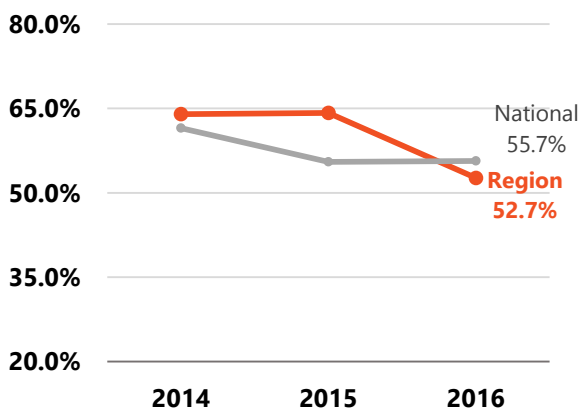
- For students with a statement/EHCP, London is currently 1.8% lower than the national average for fixed term exclusions. For SEND students without a statement/EHCP, London is 2.1% lower than the national average

B SEND 16/17 Year Olds in Full-time Education or Training

- London ranks 1st out of 9 in England
- In the last four years London's rank has remained unchanged.
- Your region is currently 4.6% above the national average

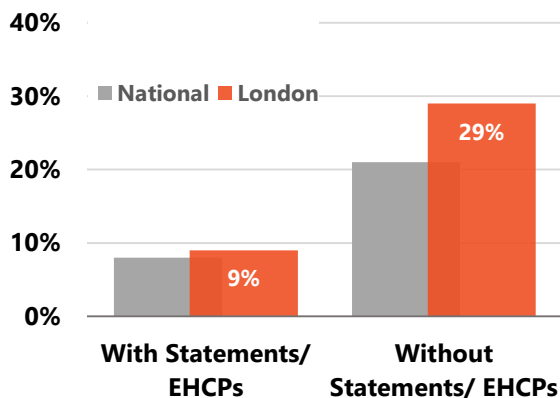


C EHCPs Issued within 20 weeks



- London ranked 7th out of 9 in England in 2016
- In the last three years London's rank has changed from 5th in England to 7th
- Your region is currently 3.0% below the national average

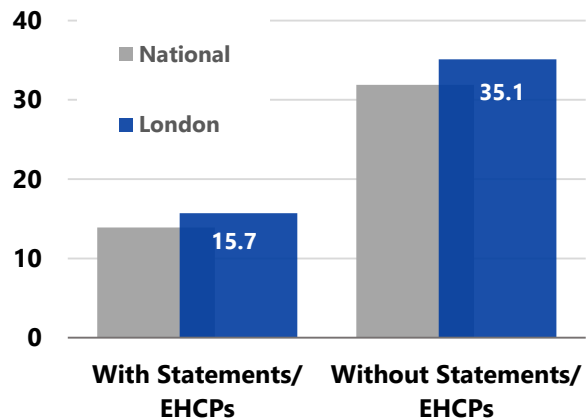
D KS2 Achieved Expected Level in Reading, Writing and Maths (2017)



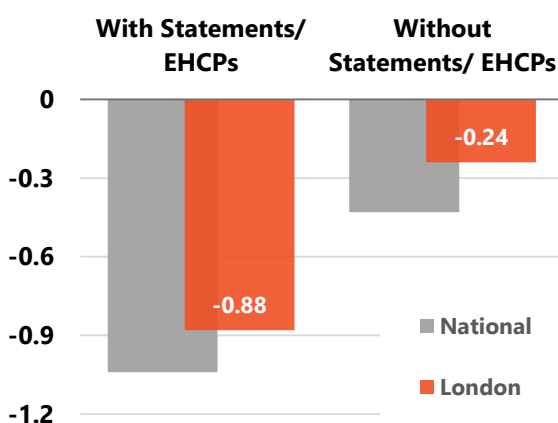
- London's rank for students with statements/EHCPs is 1st out of 9 in England
- London's rank for SEND students without statements/EHCPs is 1st out of 9 in England
- London's value is currently 1% above the national average for students with statements/EHCPs and 8% above the national average for SEND students without

E Attainment 8 (2017)

- London's rank for students with a statement/EHCP is 1st out of 9 in England
- London's rank for SEND students without a statement/EHCP is 1st out of 9 in England
- London's score is currently 1.8 points above the national average for students with statement/EHCP and 3.2 points above the national average for SEND students without



F Progress 8 (2017)



- London's rank for students with statements/EHCPs is 1st out of 9 in England
- London's rank for SEND students without statements/EHCPs is 1st out of 9 in England
- London's score is currently 0.16 above the national average for students with statements/EHCPs and 0.19 above the national average for SEND students without

About Mime:

Mime is a leading provider of data analysis, visualisations and research in the Education sector, with a particular focus on SEND education. Our SEND Dashboard allows local authorities to understand their performance across a wide range of indicators against national and statistical neighbours, and trends over time. For more information please see:

<http://www.mimeconsulting.co.uk/products/send-analysis/>