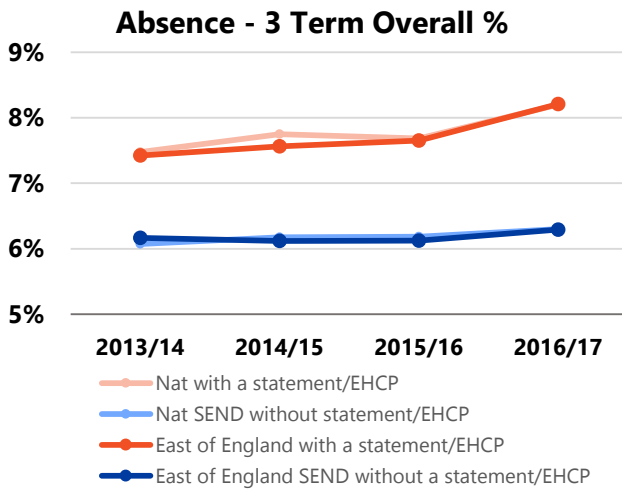
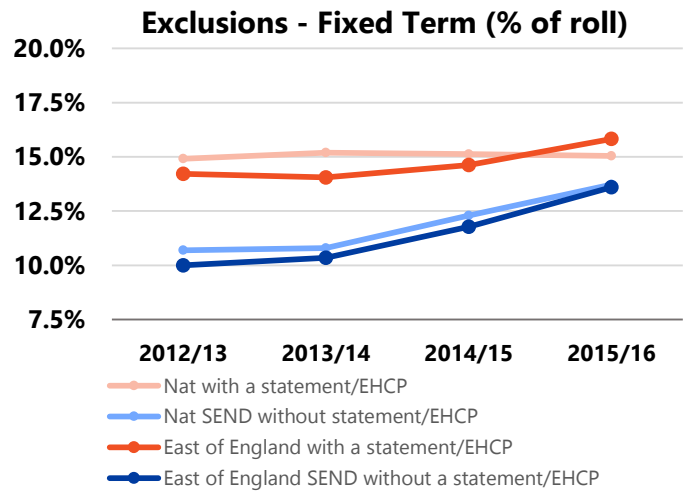


An analysis of headline SEND performance data for the East of England region across a range of key areas.

## A Absence and Exclusions



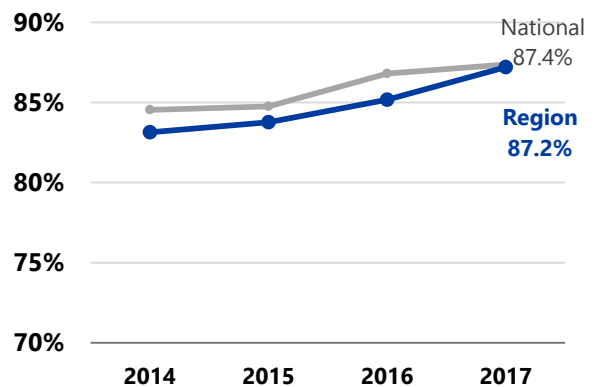
- For students with a statement/EHCP, East of England is currently 0.01% higher than the national average for absence. For SEND students without a statement/EHCP, East of England is 0.01% lower than the national average



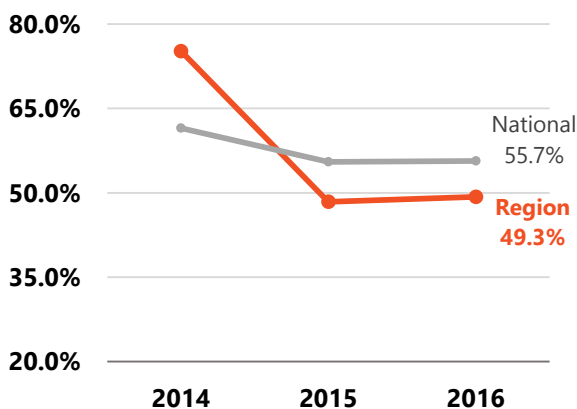
- For students with a statement/EHCP, East of England is currently 0.7% lower than the national average for fixed term exclusions. For SEND students without a statement/EHCP, East of England is 0.7% lower than the national average

## B SEND 16/17 Year Olds in Full-time Education or Training

- East of England ranks 5th out of 9 in England
- In the last four years East of England's rank has changed from 6th in England to 5th
- Your region is currently 0.2% below the national average

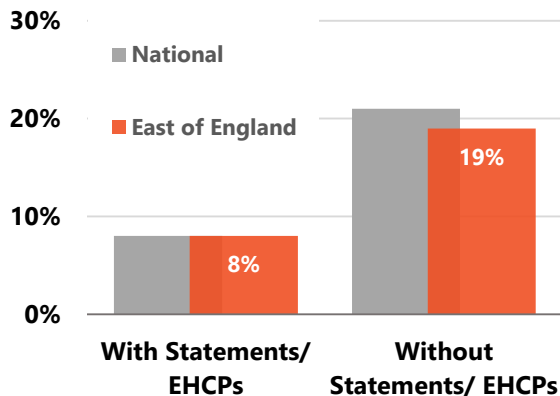


## C EHCPs Issued within 20 weeks



- East of England ranked 8th out of 9 in England in 2016
- In the last three years East of England's rank has changed from 1st in England to 8th
- Your region is currently 6.4% below the national average

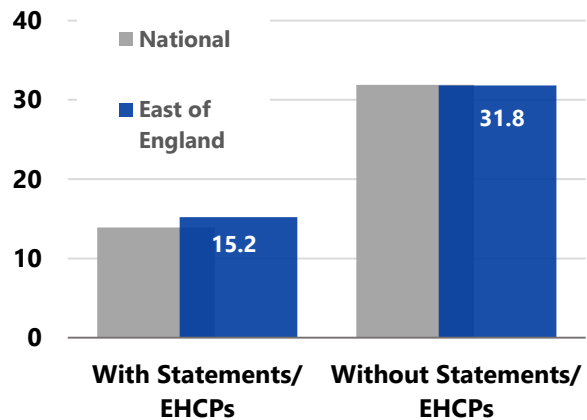
## D KS2 Achieved Expected Level in Reading, Writing and Maths (2017)



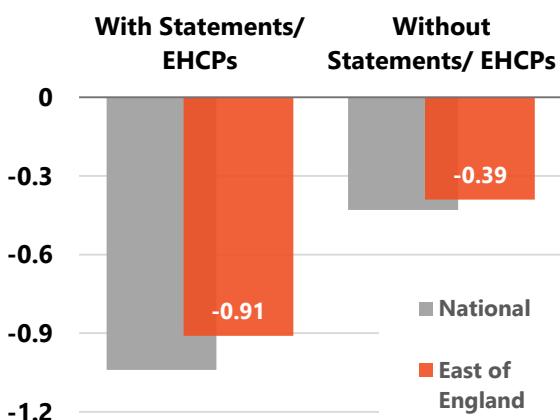
- East of England's rank for students with statements/EHCPs is 4th out of 9 in England
- East of England's rank for SEND students without statements/EHCPs is 3rd out of 9 in England
- East of England's value is currently the same as the national average for students with statements/EHCPs

## E Attainment 8 (2017)

- East of England's rank for students with a statement/EHCP is 2nd out of 9 in England
- East of England's rank for SEND students without a statement/EHCP is 3rd out of 9 in England
- East of England's score is currently 1.3 points above the national average for students with statement/EHCP and 0.1 points below the national average for SEND students without



## F Progress 8 (2017)



- East of England's rank for students with statements/EHCPs is 2nd out of 9 in England
- East of England's rank for SEND students without statements/EHCPs is 3rd out of 9 in England
- East of England's score is currently 0.13 above the national average for students with statements/EHCPs and 0.04 above the national average for SEND students without

### About Mime:

Mime is a leading provider of data analysis, visualisations and research in the Education sector, with a particular focus on SEND education. Our SEND Dashboard allows local authorities to understand their performance across a wide range of indicators against national and statistical neighbours, and trends over time. For more information please see:

<http://www.mimeconsulting.co.uk/products/send-analysis/>