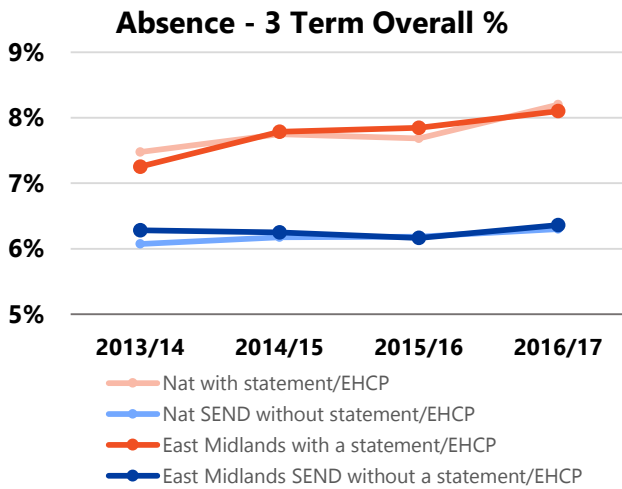
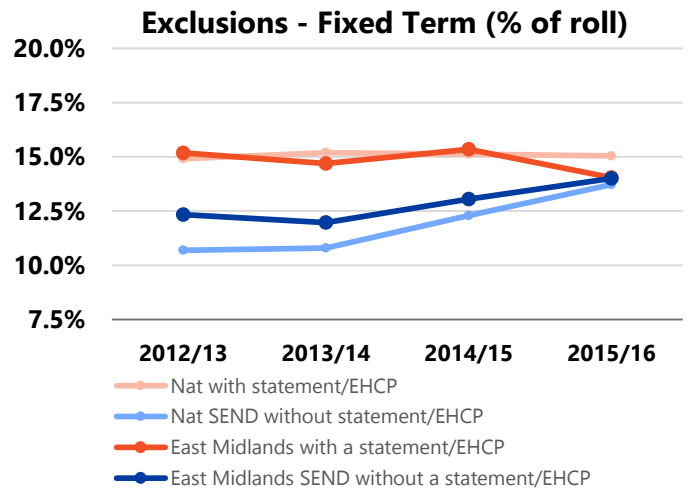


An analysis of headline SEND performance data for the East Midlands region across a range of key areas.

A Absence and Exclusions



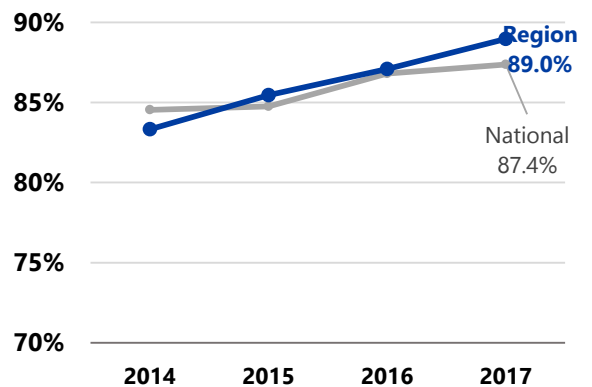
- For students with a statement/EHCP, East Midlands is currently 0.10% lower than the national average for absence. For SEND students without a statement/EHCP, East Midlands is 0.06% higher than the national average



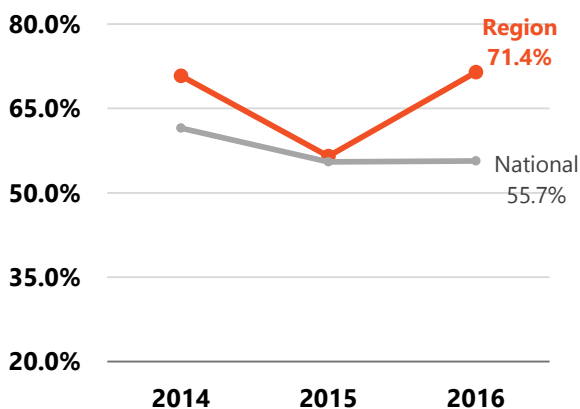
- For students with a statement/EHCP, East Midlands is currently 0.3% higher than the national average for fixed term exclusions. For SEND students without a statement/EHCP, East Midlands is 1.6% higher than the national average

B SEND 16/17 Year Olds in Full-time Education or Training

- East Midlands ranks 2nd out of 9 in England
- In the last four years East Midlands's rank has changed from 4th in England to 2nd
- Your region is currently 1.6% above the national average

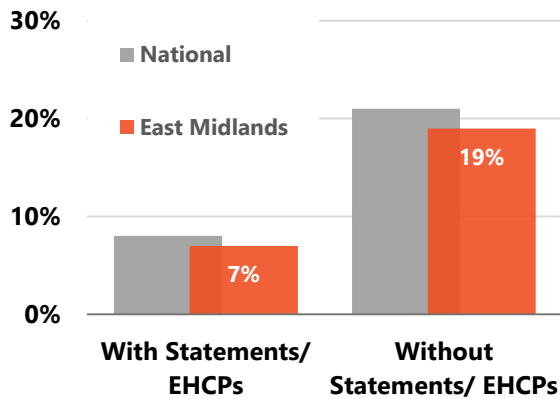


C EHCPs Issued within 20 weeks



- East Midlands ranked 1st out of 9 in England in 2016
- In the last three years East Midlands's rank has changed from 4th in England to 1st
- Your region is currently 15.8% above the national average

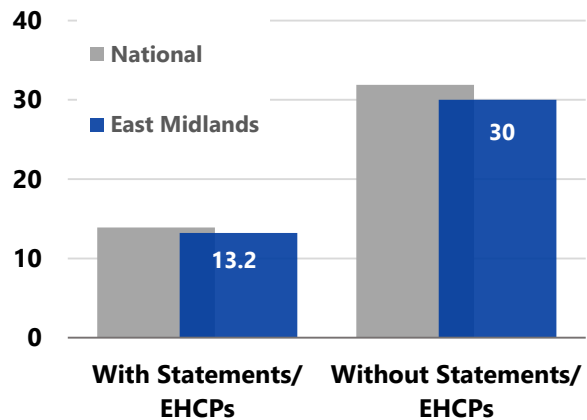
D KS2 Achieved Expected Level in Reading, Writing and Maths (2017)



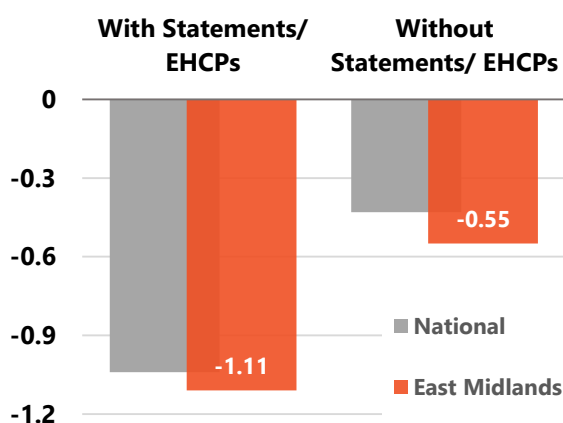
- East Midlands's rank for students with statements/EHCPs is 5th out of 9 in England
- East Midlands's rank for SEND students without statements/EHCPs is 3rd out of 9 in England
- East Midlands's value is currently 1% below the national average for students with statements/EHCPs and 2% below the national average for SEND students without

E Attainment 8 (2017)

- East Midlands's rank for students with a statement/EHCP is 7th out of 9 in England
- East Midlands's rank for SEND students without a statement/EHCP is 9th out of 9 in England
- East Midlands's score is currently 0.7 points below the national average for students with statement/EHCP and 1.9 points below the national average for SEND students without



F Progress 8 (2017)



- East Midlands's rank for students with statements/EHCPs is 7th out of 9 in England
- East Midlands's rank for SEND students without statements/EHCPs is 9th out of 9 in England
- East Midlands's score is currently 0.07 below the national average for students with statements/EHCPs and 0.12 below the national average for SEND students without

About Mime:

Mime is a leading provider of data analysis, visualisations and research in the Education sector, with a particular focus on SEND education. Our SEND Dashboard allows local authorities to understand their performance across a wide range of indicators against national and statistical neighbours, and trends over time. For more information please see:

<http://www.mimeconsulting.co.uk/products/send-analysis/>